

Air Assist GRIP WHFO Instructions

“Since 1996”



Give More Care for LESS COST ... The LEEDer way

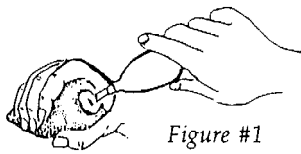


Figure #1

Assess the patient’s WHF. Determine degree of Wrist contracture and / or deviation. Determine initial application: Air bulb, Palmar, or Dorsal.

AIR Bulb Application: Unhook strap on Air bulb cover. Deflate Air Bulb with Pump. Carefully insert covered Air Bulb. Adjust thumb. Slowly inflate: APPLYING LOW STRETCH THERAPY. (Fig 1&2)

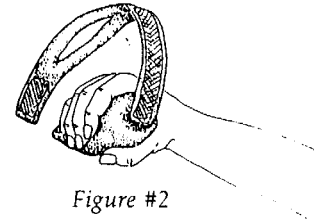


Figure #2

Note: Assess Fingers for Blanching and Pain. Notify physician of Negative reactions. Remove if Blanching or Pain Persist.

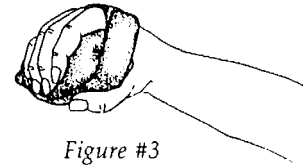


Figure #3

Wrap finger strap over hand and “thread” strap with point of Air bulb. Continue under Air bulb and back around to top securing velcro hook & loop closures.(Fig. 3)

Re-check position of splint; re-adjust as necessary. Re-adjust Air Bulb pressure as necessary.

Follow the care plan per physician order. Remove and assess the hand at least every shift.

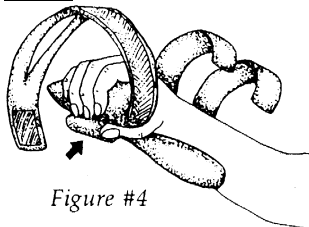


Figure #4

Palmar Application: Unfasten velcro hook & loop (Fig. 4). Assess degree of contracture / deviation. Adjust wrist support to accommodate. Unfasten finger strap on Air bulb . Place support under wrist; engage velcro hook to Air Bulb.(Fig 4&5).

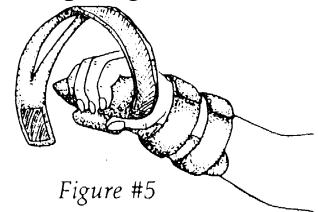


Figure #5

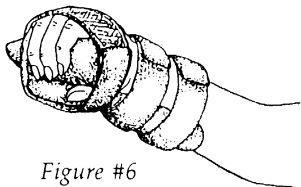


Figure #6

Secure wrist support to Air bulb; re-wrap Air bulb finger strap. (Fig. 6)

Dorsal Application: Unfasten velcro hook & loop (Fig. 7). Assess degree of contracture / deviation. Adjust wrist support to accommodate. Unfasten finger strap on Air bulb. Place support over wrist; engage velcro hook to Air bulb (Fig 7&8).

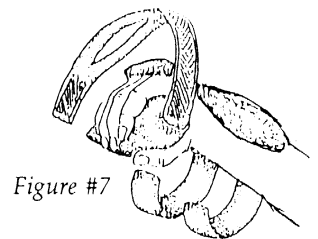


Figure #7

Secure wrist support to Air bulb; re-wrap Air bulb finger strap (Fig. 9).

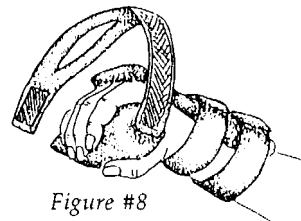


Figure #8

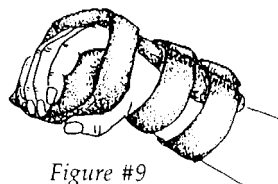


Figure #9

Follow care plan per physician order. Note ROM improvement. Re-adjust splint as necessary. Remove

Air Assist WHFO and assess WHF at least once every shift.

Toll Free Customer Service 866-814-0192
www.LEEDerGroup.com

Toll Free FAX 866-818-0373
LEEDerGroup@LEEDerGroup.com

8508 NW 66th St Miami FL 33166